



Linde Material Handling

Linde



Order Picker

V08

Capacity 0.7 t, 0.8 t and 1.0 t | Series 4594

Precise pacemaker

- Available as V08-01 with rigid forks of different length and as V08-02 with supplementary fork lift
- Lifting platform up to 1.2 meter in height enables order picking on the second shelf level
- Lift mast control Linde OptiLift ensures smooth lifting movements
- Linde steering wheel with integrated driving and lifting functions enables optimum vehicle control
- Powerful motor for a top speed of up to 10 km/h



Here you can find more content via your smartphone: [Linde Augmented Reality App](#)



TECHNICAL DATA (According to VDI 2198)

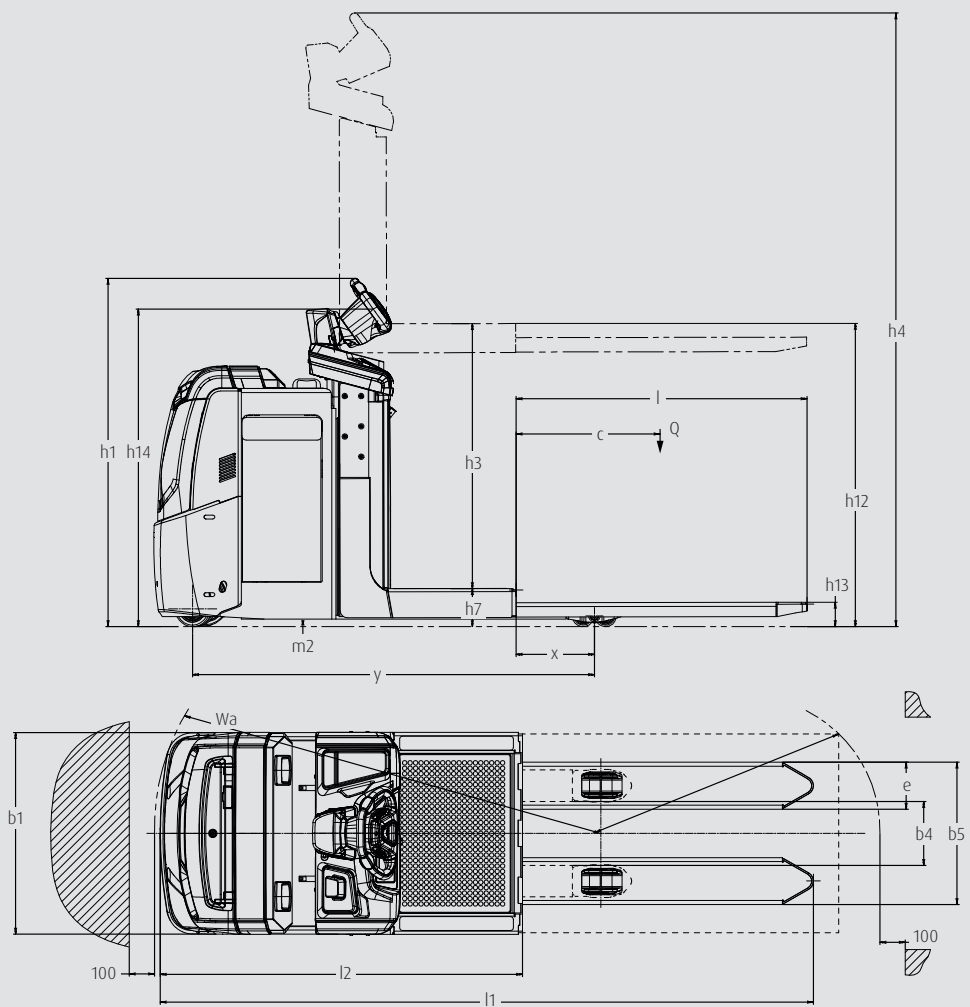
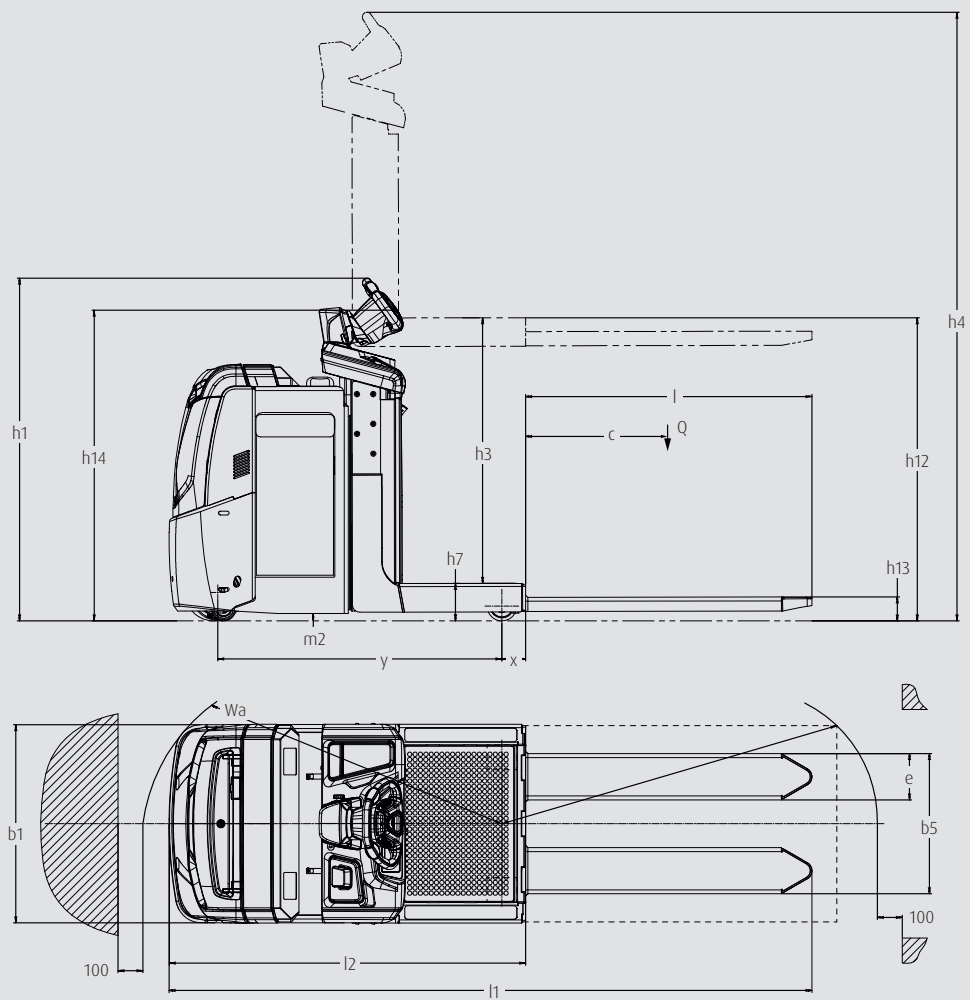
Characteristics	1.1	Manufacturer		Linde	Linde	Linde
	1.2	Model		V08-01 0.7 t	V08-01 1.0 t	V08-02
	1.2.a	Series		4594	4594	4594
	1.3	Power Unit		Electric	Electric	Electric
	1.4	Operation		Stand-on	Stand-on	Stand-on
	1.5	Load capacity/Load	Q (t)	0.7	1.0	0.8
	1.6	Load centre distance	c (mm)	500	600	500
	1.8	Axle centre to fork face	x (mm)	97	309	121
Weights	1.9	Wheelbase	y (mm)	1152	1554	1380
	2.1	Service weight	(kg)	1264	1266	1576
	2.2	Axle load with load, front/rear	(kg)	390/1574	694/1572	512/1864
Wheels/Tyres	2.3	Axle load without load, front/rear	(kg)	766/498	890/376	892/684
	3.1	Tyres rubber, SE, pneumatic, polyurethane		Polyurethane	Polyurethane	Polyurethane
	3.2	Tyre size, front		230 × 90	230 × 90	230 × 90
	3.3	Tyre size, rear		120 × 50	85 × 90	120 × 50
	3.4	Additional wheels (dimensions)		100 × 40	150 × 50	100 × 40
	3.5	Wheels, number front/rear (x = driven)		1x - 2/4	1x - 1/2	1x - 2/4
	3.6	Track width, front	b10 (mm)	552	478	552
Dimensions	3.7	Track width, rear	b11 (mm)	534	378	534
	4.2	Height of mast, lowered	h1 (mm)	1381	1381	1381
	4.4	Lift	h3 (mm)	1050	1050	1050
	4.5	Height of mast, extended	h4 (mm)	2431	2431	2431
	4.8	Height of seat/stand on platform	h7 (mm)	145	145	145
	4.9	Height drawbar in driving position min./max.	h14 (mm)	1266	1266	1266
	4.1	Height of wheel arms	h8 (mm)	80	80	80
	4.11	Additional lift	h9 (mm)	-	-	762
	4.14	Stand height, elevated with lifting platform	h12 (mm)	1195	1195	1195
	4.15	Forks height, lowered	h13 (mm)	95	95	50 ¹⁾
	4.19	Overall length	l1 (mm)	2582	2582	2887
	4.2	Length to fork face	l2 (mm)	1432	1432	1687
	4.21	Overall width	b1 (mm)	800	800	800 ¹⁾
	4.22	Fork dimensions DIN ISO 2331	s/e/l (mm)	57/186/1150	57/186/1150	40/80/1200 ¹⁾
	4.24	Width of fork carriage	b3 (mm)	-	-	800
	4.25	Distance between fork-arms	b5 (mm)	564	564	205/733 ¹⁾
	4.26	Distance between wheel arms	b4 (mm)	-	253	-
	4.32	Ground clearance, centre of wheelbase	m2 (mm)	30	30	30
	4.34.1	Aisle width for pallets 1000 x 1200 crossways	Ast (mm)	2806	-	3139
	4.34.2	Aisle width for pallets 800 x 1200 along forks	Ast (mm)	2902	2919	3149
	4.35	Turning radius	Wa (mm)	1345	1742	1569
Performance	5.1	Travel speed, with/without load	(km/h)	9/10 ²⁾	10/10 ²⁾	9/10 ²⁾
	5.1.1	Travel speed, with/without load, backwards	(km/h)	8/8 ²⁾	8/8 ²⁾	8/8 ²⁾
	5.2	Lifting speed, with/without load	(m/s)	0.16/0.23	0.15/0.23	0.15/0.21 (0.15/0.22) ³⁾
	5.3	Lowering speed, with/without load	(m/s)	0.34/0.26	0.34/0.26	0.34/0.33 (0.30/0.13) ³⁾
	5.8	Max. greadability with/without load	(%)	5 %/10 % ⁴⁾	8 %/10 % ⁴⁾	7 %/10 % ⁴⁾
	5.9	Acceleration time, with/without load	(s)	5.7/5.2	6.2/5.4	6.2/5.6
Drive	5.10	Service brake		Electromagnetic	Electromagnetic	Electromagnetic
	6.1	Drive motor rating S2 60 min	(kW)	2.3	2.3	2.3
	6.2	Lift motor rating at S3	(kW)	2.2/6 %	2.2/6 %	2.2/6 %
	6.3	Battery according to DIN 43531/35/36 A. B. C. no		no	no	no
	6.4	Battery voltage/nominal capacity K5	(V/Ah)	24/345 - 375	24/345 - 375	24/400 - 500
	6.5	Battery weight (± 5 %)	(kg)	295	295	377
	6.6	Energy consumption according to DIN EN 16796	(kWh/h)	0.44	0.44	0.44
	6.6.1	CO ₂ equivalent emissions	(kg/h)	0.2	0.2	0.2
Others	6.7	Turnover output according to VDI cycle 2198	(t/h)	48	71	53
	6.8	Turnover efficiency according to VDI 2198	(t/kWh)	43.6	44.4	53.3
Others	8.1	Type of drive control		AC control	AC control	AC control
	10.7	Noise level at operator's ear	dB (A)	< 70	< 70	< 70

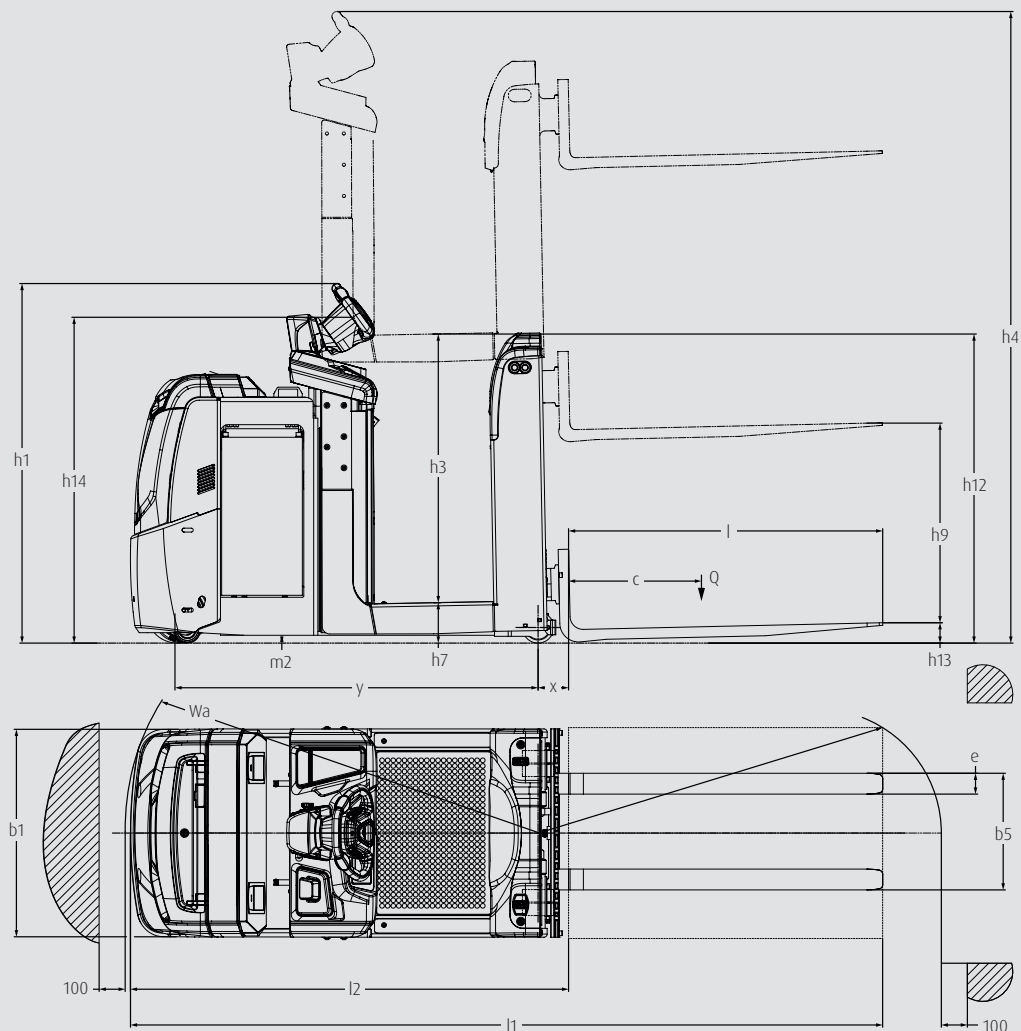
1) with adjustable forks standard; for platform with fixed forks h13 = 65 mm; s/e/l = 60/180/1150 mm; b3 = 700 mm; b5 = 560 mm

2) up to a platform height of 300 mm from the floor

3) in brackets: (forks speed)

4) on rounded edge slope; geometric limit on unrounded edge slope is 7 %





LOAD CAPACITY

$h_{13} + h_3 + h_9$ (mm)	Q (kg)		
1145	700	600	V08-01 0.7 t
1145	1000	1000	V08-01 1.0 t
1877	800	700	V08-02
c (mm)	500	600	

h_{13} : Forks height, lowered

h_9 : Additional lift

h_3 : Lift

c: Load center

Q: Load capacity

STANDARD AND OPTIONAL EQUIPMENT

Model/Equipment		V08-01 (0.7 t)	V08-01 (1 t)	V08-02 (0.8 t)
Safety	Front anti-collision guard, rubber - low position	○	○	○
	Front anti-collision steel guard - high position	○	○	○
	Front anti-collision steel guard high position with low rubber protection	○	○	○
	Front anti-collision steel guard - fully rounded	○	○	○
	Linde BlueSpot™- optical warning signal for pedestrians and drivers	○	○	○
	Front LED lights	○	○	○
	Automatic speed reduction when cornering	●	●	●
	Rear feet protection	—	—	○
	Lateral platform sideguards	—	—	○
	Auxiliary support frame	○	○	—
	Key switch	●	●	●
	Log in PIN code	○	○	○
Service	CAN bus technology	●	●	●
Digitalisation	Linde connect: desk	○	○	○
	ac: access control (Pin or RFID)	○	○	○
	dt: crash detection	○	○	○
	an: usage analysis	○	○	○
	Linde connect: cloud	○	○	○
	Basic Package (trouble codes, operating hours, truck mapping)	○	○	○
Operation / Load Handling	Data Transmission (Wifi or Online)	○	○	○
	Inching control (forward only or forward/backward)	—	—	○
	Low speed supplementary lift low	—	—	●
	Platform soft landing	○	○	○
	OptiLift® system for rising platform	●	●	●
Enviro- ment	Lift control buttons (up and down, located on both sides of the backrest)	—	—	●
	Coldstore -35 °C (in/out)	○	○	○
Workplace	Height adjustable Linde steering wheel	○	○	○
	Knee protection	○	○	○
	Multifunction coloured display hour meter, maintenance indication, battery discharge indicator and internal fault code indication	●	●	●
	Safe operator compartment with cushioned platform mat	○	○	○
	Fixed roundly-shaped backrest	—	—	●
	Front accessory bar	○	○	○
	Front picking shelf (50 kg)	○	○	○
	Support clipboard and scanner	○	○	○
	Support data terminal and power supply cable 24 V	○	○	○
	Front shrink wrap holder	○	○	○
	Bottle compartments below rear backrest	—	—	○
Attachement / Forks	Forks dimensions 560/1150/60 mm	●	●	—
	Forks dimensions 40 × 80 × 1200 mm, similar to ISO (more options available)	—	—	●
Axles and Tyres	Drive wheel polyurethane	●	●	●
	Drive wheel cushion rubber, non marking and wet grip	○	○	○
	Single load wheels polyurethane	—	●	—
	Single load wheels polyurethane (splitted)	●	—	●
	Tandem load wheels polyurethane (greaseable)	—	○	—
	Single castor wheel polyurethane	—	●	—
	Tandem castor wheels polyurethane	—	○	—
	Single castor wheel polyurethane	●	—	●
	Tandem greased castor wheels polyurethane	—	○	—
Drive and Brake-System	Power assisted steering	●	●	●
	2.3 kW AC motor (maintenance free)	●	●	●
	Electromagnetic braking system	●	●	●
	Battery compartment, lateral change 3 PzS (300 Ah/375 Ah)	○	○	—
	Battery compartment, lateral change 4 PzS (400 Ah/500 Ah), incl. ergonomic lever and metal rollers	○	○	○
	Battery compartment, Li-ION battery 4.5 kWh (205 Ah)/9.0 kWh (410 Ah) incl. side plug for opportunity charging	○	○	○
	Lead-Acid on-board charger 60 Ah (Li-ION on-board charger 35 Ah available upon request)	○	○	○
	Li-ION 24 V-Charger	○	○	○

● Standard equipment

○ Optional equipment

— Not available

CHARACTERISTICS



Optional lateral sideguards

Safety

- Raised outer edge of the driver's platform protects the driver from missteps
- Strong bumpers provide protection in the event of minor collisions
- LED headlights and Linde BlueSpot™ improve vehicle visibility
- Driver platform functions completely as dead man's switch
- Additional side rails on the V08-02 protect against falls



Comfortable operator compartment

Ergonomics

- Height-adjustable Linde steering wheel for a back-friendly working position
- Spacious entrance and low step height make it easier to enter and leave the vehicle
- Spring-loaded driver's platform absorbs vibrations and shocks
- Spacious storage compartments for work materials and personal belongings
- Additional brackets assist the driver in their work



Intuitive Linde steering wheel

Handling

- Lifting platform up to 1.2 meters in height for effortless access to the second shelf level
- Lift mast control Linde OptiLift enables smooth, vibration-free lifting movements
- Powerful motor provides a top speed of up to 10 km/h
- Self-centering power steering keeps the vehicle on a straight track
- Important driving functions are directly integrated into the Linde steering wheel
- V08-02's pedestrian function allows the vehicle to be maneuvered from the outside



Robust chassis construction

Service

- Strong bumpers protect the chassis in the event of a collision
- Low-maintenance design ensures high vehicle availability
- Non-contact sensors rarely need to be replaced
- CAN bus connection ensures simple service processes
- Important vehicle components are easily accessible

Subject to modification in the interest of progress. Illustrations and technical details could include options and not binding for actual constructions. All dimensions subject to usual tolerances.

Presented by:



Linde Material Handling GmbH
Carl-von-Linde-Platz | 63743 Aschaffenburg | Germany
Phone + 49 6021 99 0 | Fax + 49 6021 99 1570
www.linde-mh.com | info@linde-mh.com

Printed in Germany | DS_V08_4594_en_E_0721